



Air Pumps

AC MOTOR

APN/APN-W

Wide Range, Wide Variety
We Respond to All Needs



The Heart of Industry

Wide Range, Wide Variety We Respond to All Needs

Iwaki gas-liquid transfer pumps and air pumps are most appropriate for built-in applications. They are widely used in analyzers and medical equipment for which high quality is required, as well as in laboratory instruments, industrial machines, and other devices.



Analizers

Air analyzers (degassers, air analyzers, flue-gas analyzers), medical analyzers (biochemical analyzers [for medical waste liquid/washings recovery]), environmental analyzers (spectral photometers [for material adsorption], leak testers, dust counters), immunoassay analyzers

Medical equipment

Aspirators, nebulizers, low-frequency therapy equipment, blood-pressure gauges, endoscopes, X-ray film adsorption/transfer equipment, gas sterilizers, tappers, artificial respirators, bed sore preventive mats, interferential current therapy equipment, oxygen generators, normal saline solution sprays, massagers, pressurization/vacuum sources for various devices



Physics and chemistry instruments

Vacuum furnaces, aspirators, vacuum filters, liquid chromatography, particle counters, leak testers, sprays, culture apparatus, aseptic baths, micro air dusters

Industrial machine

Forming machines (for vacuum defoaming), solder adsorption devices, washers, vacuum tweezers, automatic packaging machines, automobile oil chargers, ozonizers, vacuum chucks, glass engravers, solvent recovery apparatus, lifters, air tools, air brushes, air dusters, air driven valves, sprays, air sensors



Lineup

APN-W Gas and liquid transfer pumps

P7-8

085



APN Diaphragm type air pumps

P9-20

051

052



085



110



215



240



450



Specifications 1

APN-W (Gas and liquid transfer pumps)

Parallel duplex	Model	Materials	Gas-liquid Max. capacity				Max. Vacuum			Max. Discharge pressure			
			1.0	10.0	100.0	L/min	kPa	26.66	101.32 79.98	0.2	0.4	0.6	MPa
	085 EX					0.5 3.0 4.0	34.66						0.05
	085 VX					0.5 3.0 4.0	37.33						0.05
	P 085 EX					1.0 5.0 6.0	34.66						0.05
	P 085 VX					1.0 5.0 6.0	37.33						0.05

APN (Diaphragm type air pumps)

Parallel duplex	Model	Materials	Gas Max. flow				Max. Vacuum			Max. Discharge pressure			
			1.0	10.0	100.0	L/min	kPa	26.66	101.32 79.98	0.2	0.4	0.6	MPa
	051 L/H					0.6 0.7	61.32						0.05
	S 051 L					1.5 1.8	13.33						
	P 051 L/H					1.2 1.4	61.32						0.05
	052 L/H					1.8 2.1	61.32						0.05
	S 052 L					3.0 3.6	13.33						
	P 052 L/H					3.6 4.2	61.32						0.05
	085					5.0 6.0	61.32						0.08
	085 L/H					5.0 6.0	34.66						0.08
	S 085 L					5.0 6.0	7.99						
	P 085 L/H					10.0 12.0	34.66						0.08
	110 K					12.0 14.0	23.99						0.10
	110 L					12.0 14.0	23.99						0.10
	S 110 L					12.0 14.0	7.99						
	P 110 L					24.0 28.0	23.99						0.10
	215 N					15.0 18.0	39.99						0.10
	215 C					15.0 18.0							0.20
	215 M					15.0 18.0	26.66						
	S 215 M					15.0 18.0	7.99						
	P 215 N					28.0 32.0	39.99						0.10
	P 215 C					30.0 36.0							0.20
	P 215 M					30.0 36.0	26.66						

50/60Hz

Parallel duplex	Model	Materials	Output (W)	Power consumption (W)	Rated current (A)	Rated voltage (V)	Connection size IN/OUT (mm)	Mass (kg)	Handling gas temp. (°C)	Handling liquid temp. (°C)	Limit cold start temperature (°C)
	085	EX	20	47/44	0.60/0.50	AC100	Thread Rc1/8	2.5	0 to 40	5 to 40	FKM: 10 EPDM: 5
	085	VX									
P	085	EX		50/48							
P	085	VX									

50/60Hz

Parallel duplex	Model	Materials	Output (W)	Power consumption (W)	Rated current (A)	Rated voltage (V)	Connection size IN/OUT (mm)	Mass (kg)	Handling gas temp. (°C)	Ambient temp. (°C)	Limit cold start temperature (°C)			
	051	L/H	1	14/15	0.14/0.15	AC100	Hose Ø8, Ø5 ^{Note} , Thread Rc1/8	0.5	5 to 40	5 to 40	5			
S	051	L	3	18/20	0.18/0.20		Hose Ø8	0.85						
P	051	L/H												
	052	L/H	2.5	15/15	0.15/0.15		Hose Ø8, Ø5 ^{Note} , Thread Rc1/8	0.5						
S	052	L	5	30/36	0.30/0.36		Hose Ø8	0.85						
P	052	L/H					Hose Ø8, Ø5 ^{Note} , Thread Rc1/8							
	085		10	20/20	0.25/0.25		Hose Ø8, Thread Rc1/4, G1/4	1.9				0 to 40	0 to 40	10
	085	L/H												FKM: 5, EPDM/NBR: 0
S	085	L	15	35/38	0.40/0.40			2.6				5		
P	085	L/H						FKM: 5, EPDM/NBR: 0						
	110	K	10	42/42	0.50/0.44			2.5				0 to 40	5 to 40	5
	110	L												
S	110	L	25	60/66	0.76/0.70			3.8						
P	110	L												
	215	N	30	64/64	0.75/0.68	Hose Ø9, Thread G1/8		3.5	0 to 40	0 to 40	0			
	215	C												
	215	M												
S	215	M	45	95/95	1.00/1.00			5.2						
P	215	N												
P	215	C												
P	215	M												

Note: H type only

Specifications 2

APN (Diaphragm type air pumps)

Parallel duplex	Model	Materials	Gas Max. flow				Max. Vacuum			Max. Discharge pressure					
			50Hz	60Hz	1.0	10.0	100.0	L/min	kPa	26.66	79.98	101.32	0.2	0.4	0.6
	240	NAN	30.0	34.0	41.32										0.20
	240	MAN	32.0	36.0	21.33										
S	240	MANX	32.0	36.0	6.66										
P	240	NAN	60.0	68.0	41.32										0.20
P	240	MAN	64.0	72.0	21.33										
	450	NA/S	50.0	60.0	13.33										0.10
S	450	NA/S	50.0	60.0	3.33										
P	450	NA/S	100.0	110.0	13.33										0.10

Features of air pumps

The APN series, diaphragm air pumps, are compact and have motor-driven diaphragms. A highly-efficient motor and a special diaphragm, an enlarged bearing and an enhanced connecting rod have greatly improved vacuum performance, a starting characteristic and durability.

Clean air transfer

The motor-driven diaphragm pumps are oil-/carbon-free and are highly air-tight. Most suitable in medical or sampling equipment where air cleanness is required.

Highly-efficient design

A use of molded parts enhances the pump performance and efficiency. The high-power motor also improves the starting characteristic.

Ease of maintenance

The pump head consists of only a few parts and can easily be dismantled and assembled.

- Except for some products.

50/60Hz

Parallel duplex	Model	Materials	Output (W)	Power consumption (W)	Rated current (A)	Rated voltage (V)	Connection size IN/OUT (mm)	Mass (kg)	Handling gas temp. (°C)	Ambient temp. (°C)	Limit cold start temperature (°C)		
	240	NAN	60	94/107	1.2/1.2	AC100	Hose Ø14, Thread G1/4	7.0	0 to 40	0 to 40	0		
	240	MAN											
S	240	MANX	90	170/200	1.8/2.0		Thread RC1/4	10.0	5 to 40	0 to 40	0 to 40	5	
P	240	NAN					Hose Ø14, Thread G1/4					0 to 40	0
P	240	MAN					Hose Ø14, Thread G1/4					5 to 40	5
	450	NA/S	200	295/345	3.2/3.5		Hose Ø12, Thread Rc1/4	12.0/14.2	0 to 40	0 to 40	0 to 40	0	
S	450	NA/S				13.0/17.4							
P	450	NA/S				12.8/17.1							



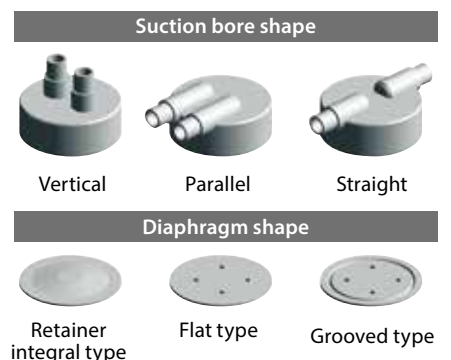
Fiber reinforced diaphragms, enlarged bearings and enhanced con rods have further improved reliability and durability in order for the pump to run over an extended time period in a continuous operation.



Eccentric cams Connecting rods Bearings

Either single- or Dual head type is selectable. Also, EPDM, FKM, NBR or PTFE diaphragm and hose/thread connections are available. A number of combinations (more than 60) varies the APN according to an intended use.

Note: A diaphragm material and a suction bore shape differs with models.



APN-085-W

Gas and liquid transfer pumps

50/60Hz

Max. capacity (Gas-liquid) 0.5 to 1.0 L/min

Max. flow (Gas) 3/4 to 5/6 L/min

Max. vacuum 34.66 to 37.33 kPa

Max. discharge pressure 0.05 MPa

Adjustment valve of fluid, please to be installed on the suction side of the pump.



Specifications (50/60Hz)

Model		Gas-liquid Max. capacity (L/min)	Gas Max. flow (L/min)	Max. vacuum (kPa)	Max. discharge pressure (MPa)	Output (W)	Power con- sumption (W)	Rated current (A)	Rated voltage (V)
APN-085-W	EX type	0.5	3/4	34.66	0.05	20	47/44	0.60/0.50	AC100
	VX type			37.33					
APN-P085-W	EX type	1.0	5/6	34.66					
	VX type			37.33					

Connection size IN/OUT Thread Rc1/8

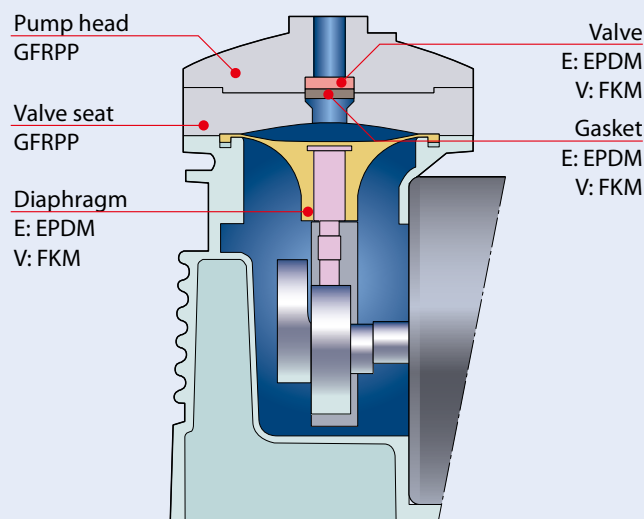
Mass 085: 2.5kg, P085: 2.8kg

Handling gas temp. 0 to 40°C

Handling liquid temp. 5 to 40°C

Ambient temp. 0 to 40°C

Construction and materials

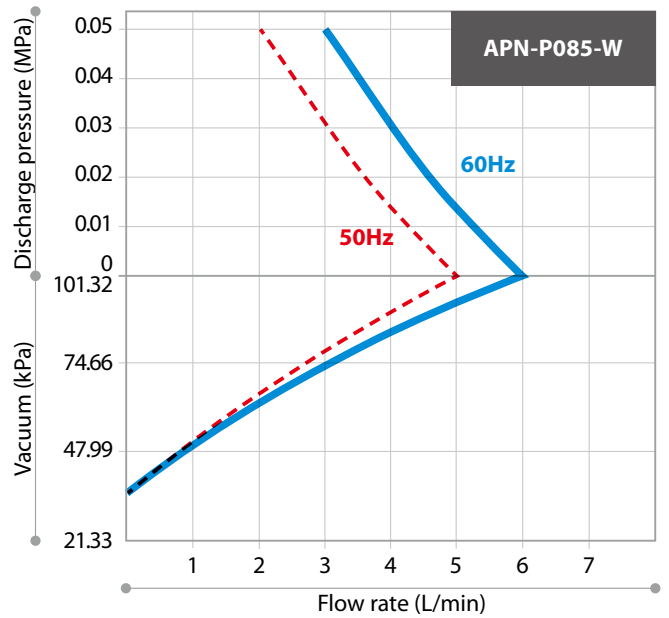
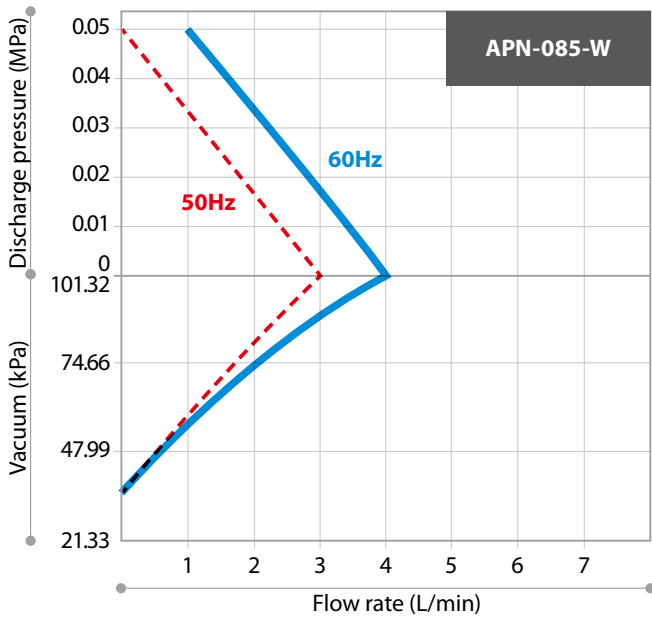


Pump identification

APN - P 085 E X - 1 - W 02

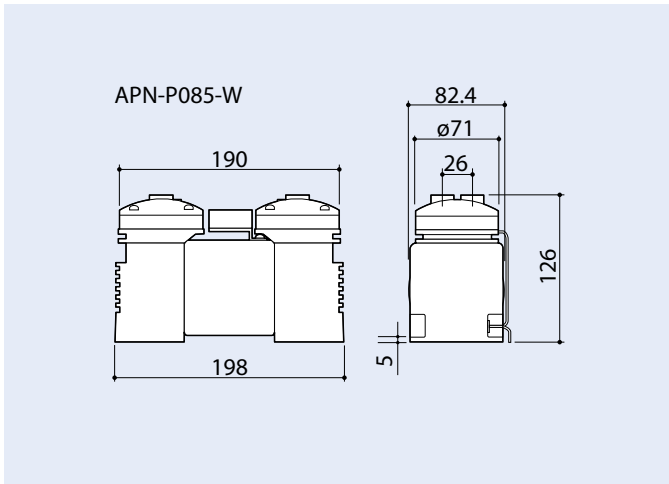
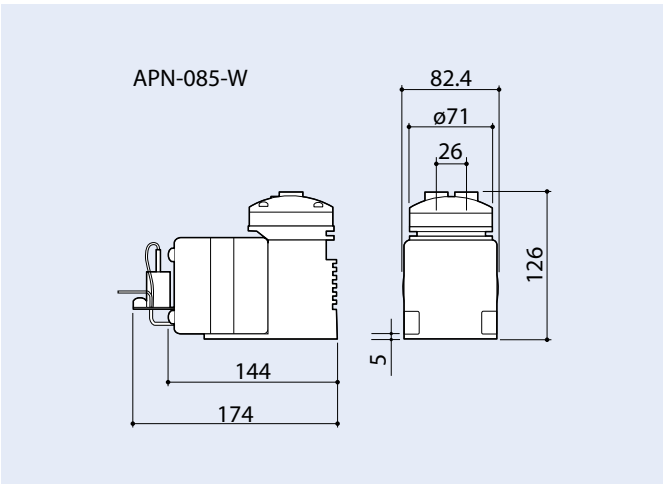
- P**: Pump head
No symbol: single head
P: Dual-head with parallel tubing
- 085**: Model
- E**: Diaphragm/Valve materials
E: EPDM/EPDM
V: FKM/FKM
- X**: Pump connection
X: Thread (Rc1/8)
- 1**: Motor
1: AC100V
- W**: Type
W: Gas-liquid transfer
- 02**: Special version

Performance curves



Performance curve of the above is a thing of when it is dealing with air. Please contact us for performance at the time of liquid and gas-liquid mixing handling.

Dimensions in mm



APN-051/052

Diaphragm type air pumps

50/60Hz

Max. flow 0.6/0.7 to 3.6/4.2 L/min

Max. vacuum 13.33 to 61.32 kPa

Max. discharge pressure 0.05 MPa

Adjustment valve of fluid, please to be installed on the suction side of the pump.



051



052

Specifications (50/60Hz)

Model	Max. flow (L/min)	Max. vacuum (kPa)	Max. discharge pressure (MPa)	Output (W)	Power consumption (W)	Rated current (A)	Rated voltage (V)
APN-051L/H	0.6/0.7	61.32	0.05	1	14/15	0.14/0.15	AC100
APN-P051L/H	1.2/1.4			3	18/20	0.18/0.20	
APN-S051L	1.5/1.8	13.33	—	2.5	15/15	0.15/0.15	
APN-052L/H	1.8/2.1	61.32	0.05				
APN-S052L	3.0/3.6	13.33	—	5	30/36	0.30/0.36	
APN-P052L/H	3.6/4.2	61.32	0.05				

Connection size IN/OUT 051/P051/052/P052: Hose Ø5mm^{Note}, Ø8mm, Thread Rc1/8, S051/S052: Hose Ø8mm

Mass 051/052: 0.5kg, P051/P052/S051/S052: 0.85kg

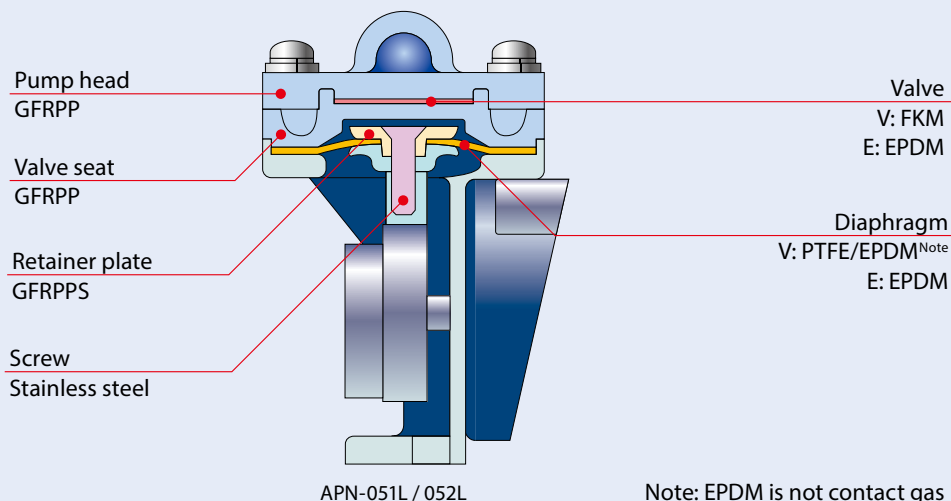
Handling gas temp 5 to 40°C

Ambient temp 5 to 40°C

Minimum starting temperature 5°C

Note: H type only

Construction and materials

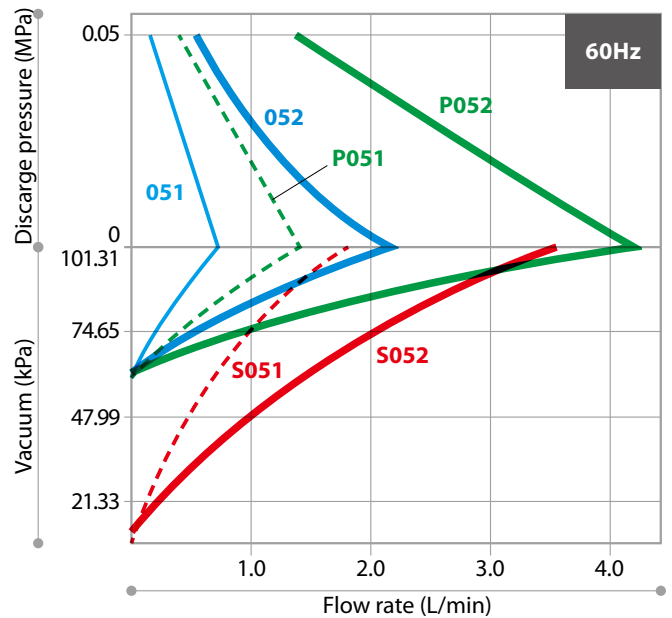
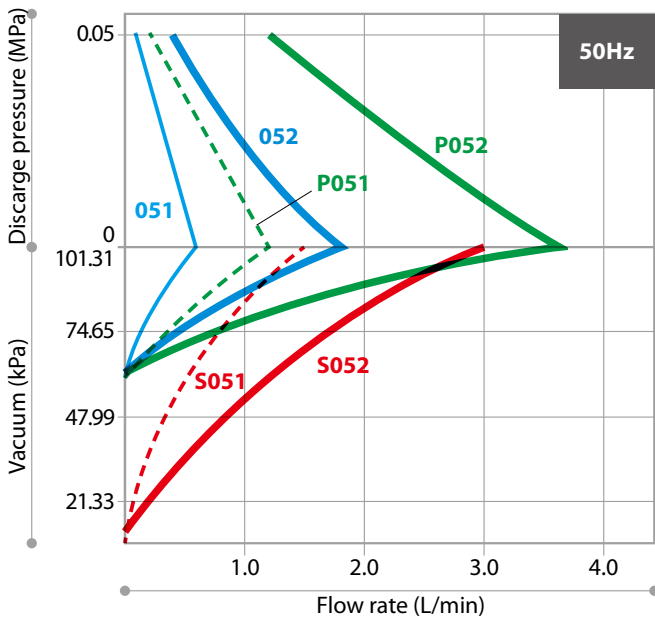


Pump identification

APN - S 051 L E X - 1 - 01

- Pump head
No symbol: Single head
P: Dual-head with parallel tubing
S: Dual-head with series tubing
- Model
051 • 052
- Pump head
L: Horizontally oriented
H: Vertically oriented
- Diaphragm/Valve materials
V: PTFE/EPDM • FKM
E: EPDM • EPDM
- Power voltage
1: AC100V 50/60Hz
- Pump connection
No symbol: Tube (ø8)
5: Tube (ø5)
X: Thread (Rc1/8)
- Special version

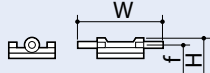
Performance curves



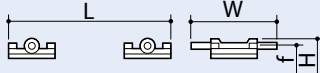
Dimensions in mm

This is the dimension of the hose connection type.

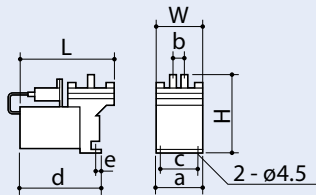
APN-051L/052L



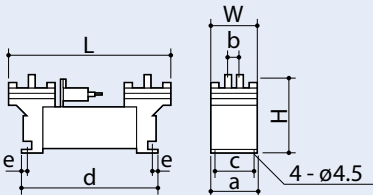
APN-P051L/P052L



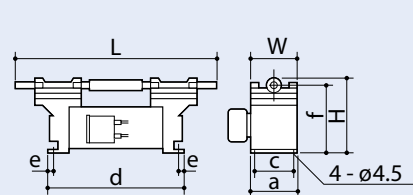
APN-051H/052H



APN-P051H/P052H



APN-S051L/S052L



Model	W	H	L	a	b	c	d	e	f
APN-051L/052L	86	(75)	(94)	46	—	32	(80)	6.5	67
APN-051H/052H	46	(78)	—	—	13	—	—	—	—

Model	W	H	L	a	b	c	d	e	f
APN-P051H/P052H	46	(78)	(162)	—	13	—	—	—	—
APN-P051L/P052L	86	(75)	—	46	—	32	(135)	6.5	67
APN-S051L/S052L	46	—	(202)	—	—	—	—	—	—

APN-085

Diaphragm type air pumps

50/60Hz

Max. flow 5/6 to 10/12 L/min

Max. vacuum 7.99 to 61.32 kPa

Max. discharge pressure 0.08 MPa

Adjustment valve of fluid, please to be installed on the suction side of the pump.



085HV-1



085LV-1

Specifications (50/60Hz)

Model	Max. flow (L/min)	Max. vacuum (kPa)	Max. discharge pressure (MPa)	Output (W)	Power consumption (W)	Rated current (A)	Rated voltage (V)
APN-085	5/6	61.32	0.08	10	20/20	0.25/0.25	AC100
APN-085L/H		34.66					
APN-S085L		7.99	—	15	35/38	0.40/0.40	
APN-P085L/H	10/12	34.66	0.08				

Connection size IN/OUT Hose Ø8mm, Thread Rc1/4, G1/4

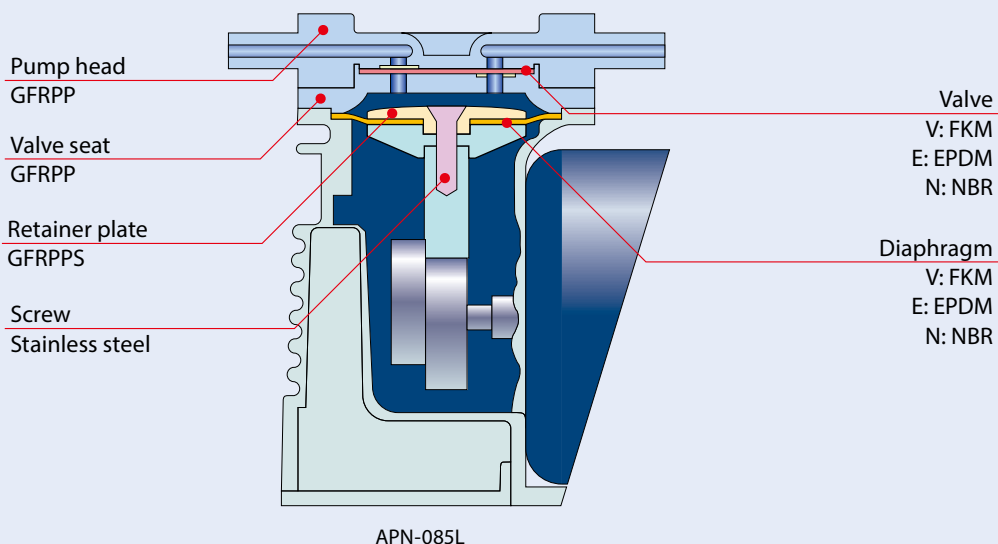
Mass 085: 1.9kg, S085/P085: 2.6kg

Handling gas temp 0 to 40°C

Ambient temp 0 to 40°C

Minimum starting temperature ... 085: 10°C, 085L/H: 5°C (FKM) 0°C (EPDM/NBR), S085L: 5°C, P085L/H: 5°C (FKM) 0°C (EPDM/NBR)

Construction and materials

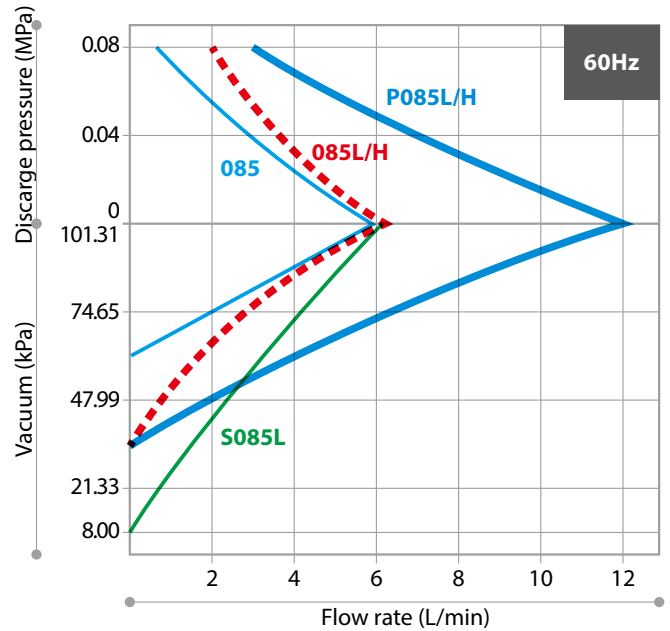
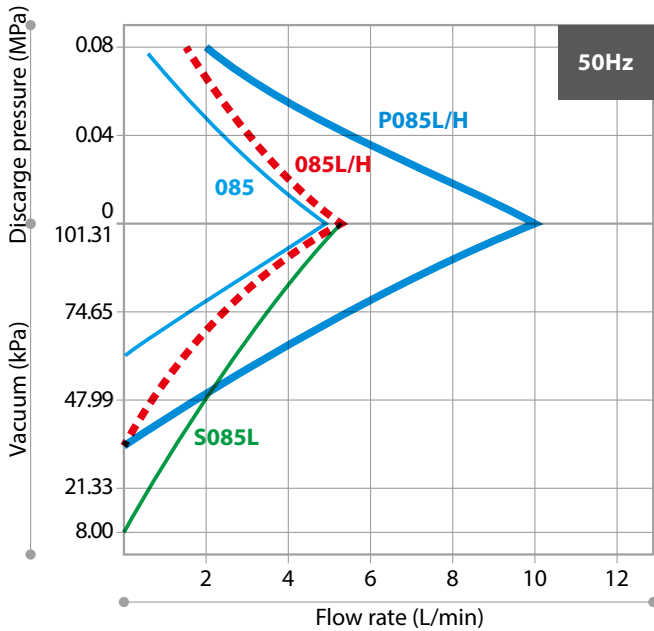


Pump identification

APN - S 085 L E X - 1 - 01

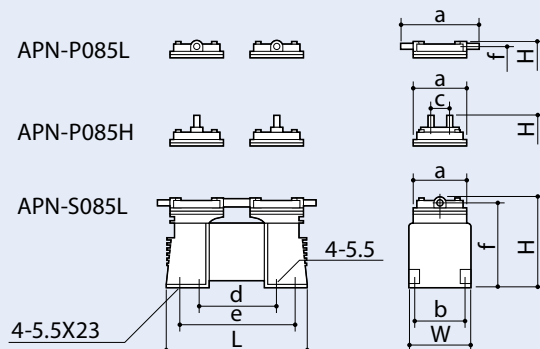
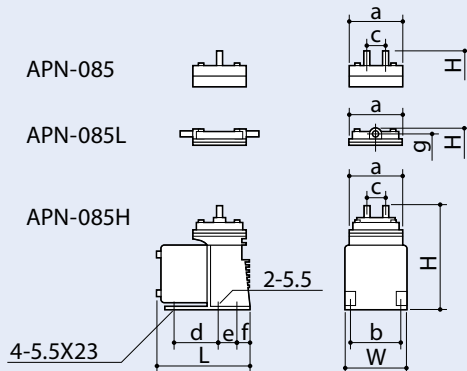
- Pump head**
No symbol: Single head
P: Dual-head with parallel tubing
S: Dual-head with series tubing
- Model**
085
- Intended use**
No symbol: Corrosion resistant
L: Horizontally-oriented
H: Vertically-oriented
- Diaphragm/Valve materials**
V: FKM • FKM
E: EPDM • EPDM
N: NBR • NBR
- Pump connection**
No symbol: Tube (ø8)
X: Thread (Rc1/4)
X1: Thread (G1/4)
- Special version**
1: AC100V 50/60Hz
2: AC200V 50/60Hz
3: AC115V 60Hz
4: AC220/240V 50Hz
E4: AC220/240V 50Hz (Cabtyre cord/3-core)

Performance curves



Dimensions in mm

This is the dimension of the hose connection type.



Model	W	H	L	a	b	c	d	e	f	g
APN-085	—	(136)	—	71	24	—	—	—	—	—
APN-085L	82.4	(121)	(124)	72	66	—	57	21.5	19	111
APN-085H	—	(140)	—	72	66	24	—	—	—	—

Model	W	H	L	a	b	c	d	e	f
APN-P085L	—	(121)	—	106	—	—	—	—	111
APN-P085H	82.4	(140)	(188)	72	66	24	108	151	—
APN-S085L	—	(121)	—	72	66	—	—	—	111

APN-110

Diaphragm type air pumps

50/60Hz

Max. flow 12/14 to 24/28 L/min

Max. vacuum 7.99 to 23.99 kPa

Max. discharge pressure 0.1 MPa

Adjustment valve of fluid, please to be installed on the suction side of the pump.



110KV-1



P110LVX-1

Specifications (50/60Hz)

Model	Max. flow (L/min)	Max. vacuum (kPa)	Max. discharge pressure (MPa)	Output (W)	Power consumption (W)	Rated current (A)	Rated voltage (V)
APN-110K	12/14	23.99	0.1	10	42/42	0.50/0.44	AC100
APN-110L							
APN-S110L	24/28	7.99	—	25	60/66	0.76/0.70	
APN-P110L		23.99	0.1				

Connection size IN/OUT Hose Ø8mm, Thread Rc1/4, G1/4

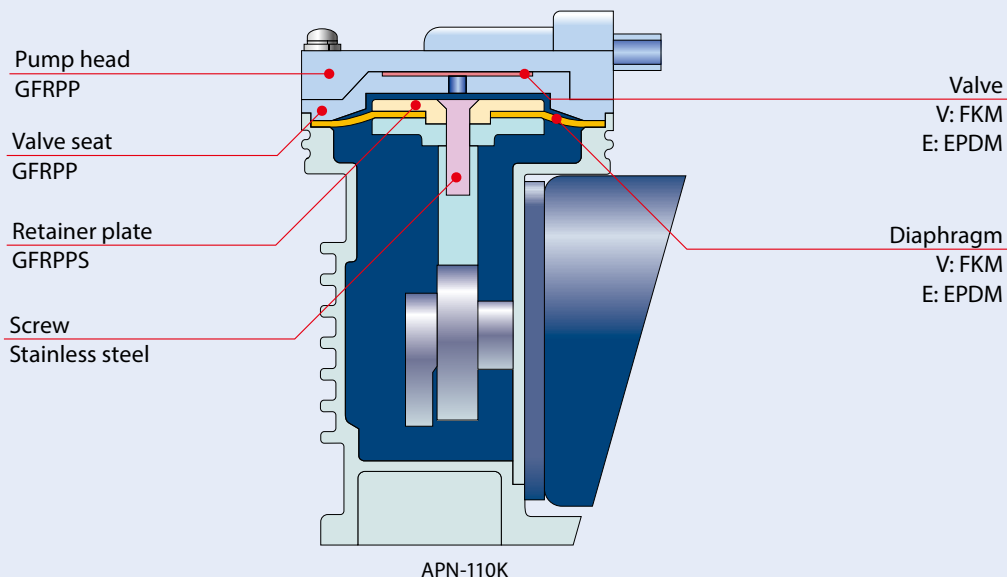
Mass 110: 2.5kg, S110/P110: 3.8kg

Handling gas temp 0 to 40°C

Ambient temp 5 to 40°C

Minimum starting temperature 5°C

Construction and materials

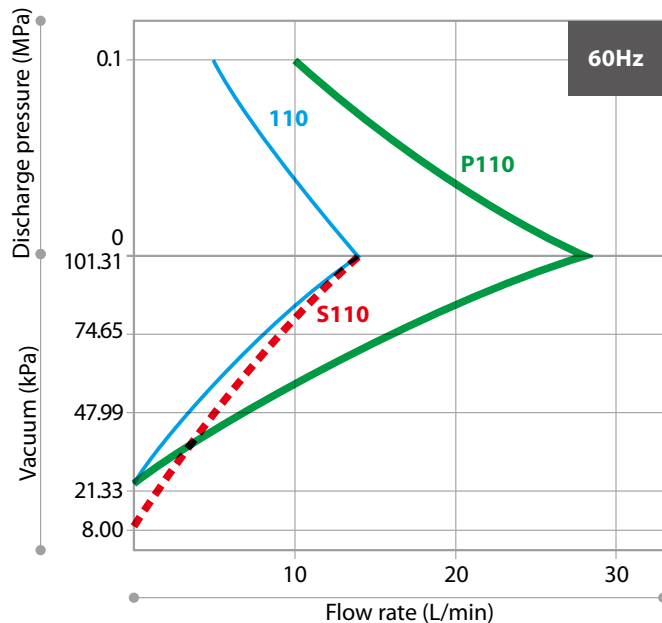
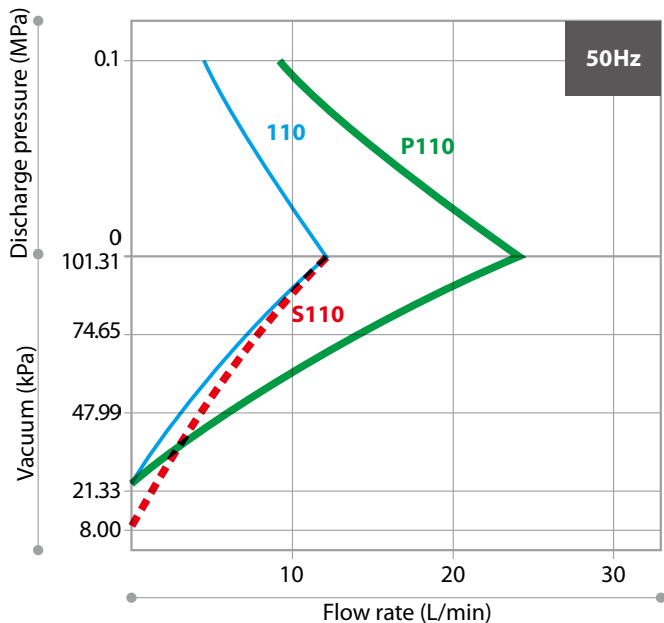


Pump identification

APN - S 110 L E X - 1 - 01

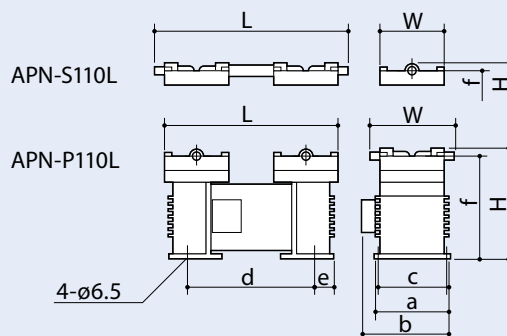
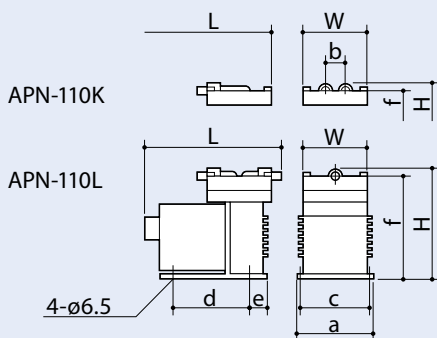
- Pump head
No symbol: single head
P: Dual-head with parallel tubing
S: Dual-head with series tubing
- Model
110
- Inlet/outlet
K: Parallel type
L: In-line type
- Diaphragm/Valve materials
V: FKM • FKM
E: EPDM • EPDM
- Pump connection
No symbol: Tube (ø8)
X: Thread (Rc1/4)
X1: Thread (G1/4)
- Special version
Power voltage
1: AC100V 50/60Hz
2: AC200V 50/60Hz
3: AC115V 60Hz
4: AC220/240V 50Hz
E4^{Note}: AC220/240V 50Hz
(Cable cord/3-core)
Note: Single head type only

Performance curves



Dimensions in mm

This is the dimension of the hose connection type.



Model	W	H	L	a	b	c	d	e	f
APN-110K	78	(134)	(152)	86	24	74	91	24	124
APN-110L	78	(134)	(164)	86	—	74	91	24	124

Model	W	H	L	a	b	c	d	e	f
APN-S110L	78	(134)	(236)	86	(104)	74	(154)	24	(124)
APN-P110L	102	(134)	(212)	86	(104)	74	(154)	24	(124)

APN-215

Diaphragm type air pumps

50/60Hz

Max. flow 15/18 to 30/36 L/min

Max. vacuum 7.99 to 39.99 kPa

Max. discharge pressure 0.2 MPa

Adjustment valve of fluid, please to be installed on the suction side of the pump.



215NV-1



215MV-1

Specifications (50/60Hz)

Model	Max. flow (L/min)	Max. vacuum (kPa)	Max. discharge pressure (MPa)	Output (W)	Power consumption (W)	Rated current (A)	Rated voltage (V)
APN-215N	15/18	39.99	0.1	30	64/64	0.75/0.68	AC100
APN-215C		—	0.2				
APN-215M		26.66	—				
APN-S215M	28/32	7.99	—	45	95/95	1.00/1.00	
APN-P215N		39.99	0.1				
APN-P215C		—	0.2				
APN-P215M	30/36	26.66	—				

Connection size IN/OUT Hose Ø9mm, Thread G1/8

Mass 215: 3.5kg, S215/P215: 5.2kg

Handling gas temp 0 to 40°C

Ambient temp 0 to 40°C

Minimum starting temperature 0°C (S215M/P215N/P215C/P215M [115/220V]: 5°C

Construction and materials

Pump head cover

215N: SUS304

215C: —

215M: GFRPP

Pump head

215N: GFRPA

215C: ADC12

215M: GFRPP

Valve seat

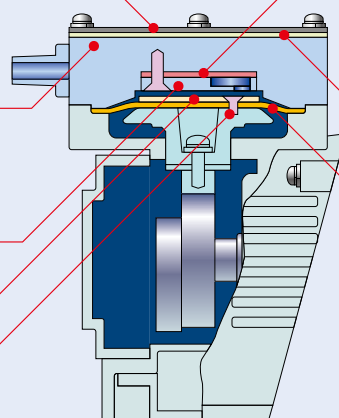
GFRPPS

Retainer plate

GFRPPS

Screw

Stainless steel



Valve

V: FKM

E: EPDM

Seal gasket

V: FKM

E: EPDM

Diaphragm

V: FKM

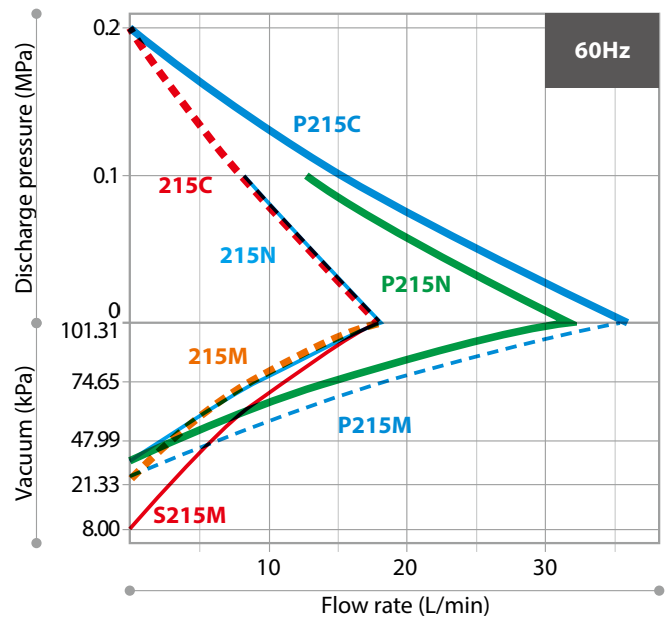
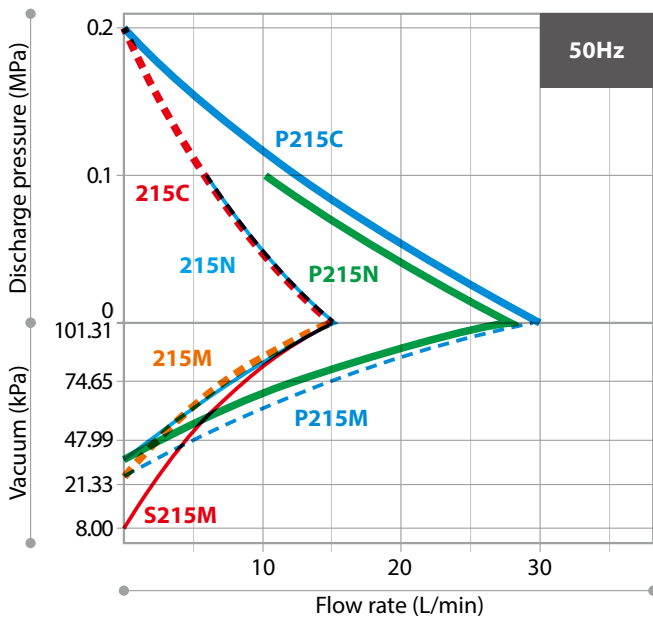
E: EPDM

Pump identification

APN - S 215 M E X - 1 - 01

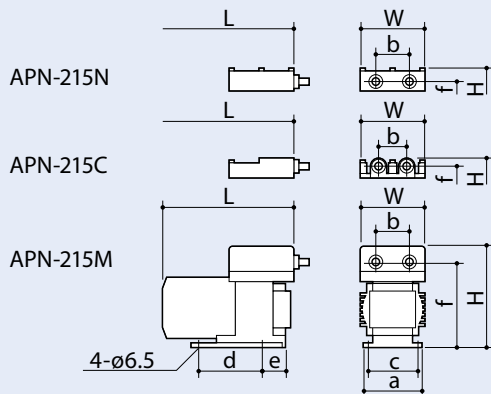
- Pump head
No symbol: Single head
P: Dual-head with parallel tubing
S: Dual-head with series tubing
- Model
215
- Intended use
N: Vacuum/Compression
C: Compression
M: Vacuum
- Diaphragm/Valve materials
V: FKM • FKM
E: EPDM • EPDM
- Pump connection
No symbol: Tube (ø9)
X: Thread (G1/8)
- Special version
- Power voltage
1: AC100V 50/60Hz
2: AC200V 50/60Hz
3: AC115V 60Hz
4: AC220/240V 50Hz
E4: AC220/240V 50Hz (Cable cord/3-core)

Performance curves

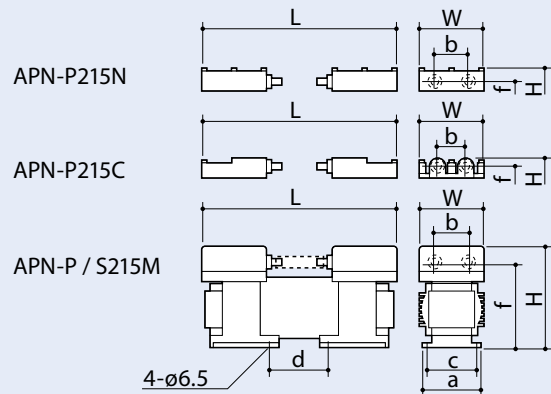


Dimensions in mm

This is the dimension of the hose connection type.



Model	W	H	L	a	b	c	d	e	f
APN-215N		(147)			50				(125)
APN-215C	φ96	(140)	(195)	90	39	74	91	36	(130)
APN-215M		(151)			50				(125)



Model	W	H	L	a	b	c	d	e	f
APN-P215N		(147)			50				(125)
APN-P215C	φ96	(140)	(282)	110	39	78	(90)	—	(130)
APN-P / S215M		(151)			50				(125)

APN-240

Diaphragm type air pumps

50/60Hz

Max. flow 30/34 to 64/72 L/min

Max. vacuum 6.66 to 41.32 kPa

Max. discharge pressure 0.2 MPa

Adjustment valve of fluid, please to be installed on the suction side of the pump.



240MAN-1

Specifications (50/60Hz)

Model	Max. flow (L/min)	Max. vacuum (kPa)	Max. discharge pressure (MPa)	Output (W)	Power consumption (W)	Rated current (A)	Rated voltage (V)
APN-240NAN	30/34	41.32	0.2	60	94/107	1.2/1.2	AC100
APN-240MAN	32/36	21.33	—				
APN-S240MANX		6.66	—	90	170/200	1.8/2.0	
APN-P240NAN	60/68	41.32	0.2				
APN-P240MAN	64/72	21.33	—				

Connection size IN/OUT 240: Hose Ø14mm, Thread G1/4, S240/P240: Thread Rc1/4

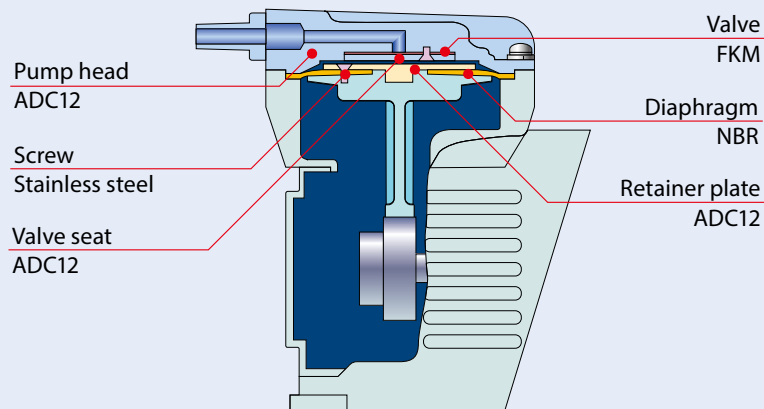
Mass 240: 7.0kg, S240/P240: 10.0kg

Handling gas temp 0 to 40°C (S240MANX-1: 5 to 40°C)

Ambient temp 0 to 40°C

Minimum starting temperature 240/P240NAN: 0°C, S240MANX/P240MAN: 5°C

Construction and materials

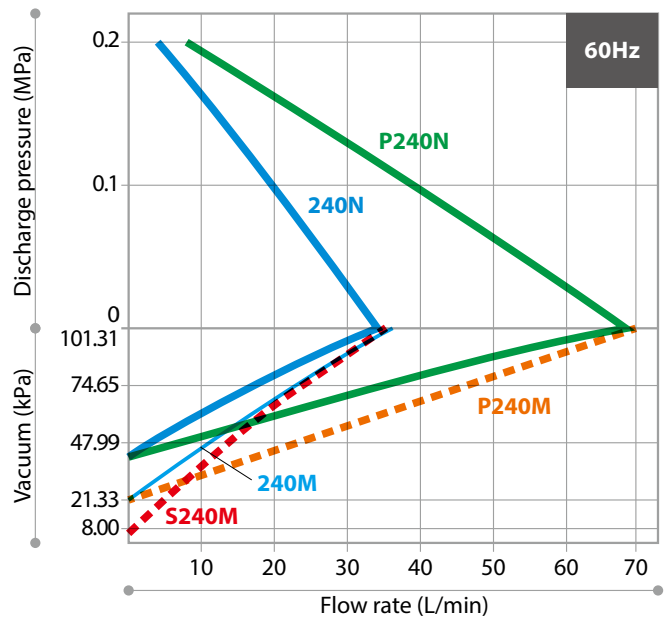
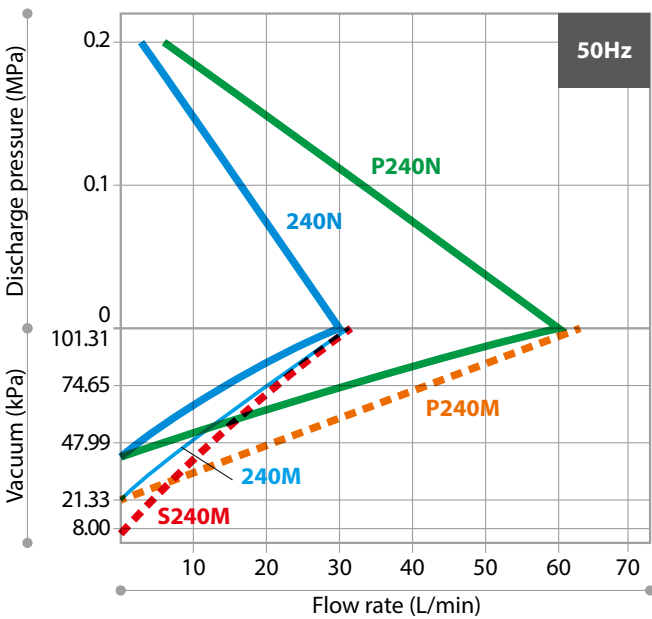


Pump identification

APN - S 240 N A N X - 1 - 01

- Pump head**
No symbol: Single head
P: Dual-head with parallel tubing
S: Dual-head with series tubing
- Model**
240
- Pump head material**
A: ADC12
- Intended use**
N: Vacuum/Compression
M: Vacuum
- Pump connection**
No symbol: Tube (Ø14) Standard
X: Thread (G1/4)^{Note}
Note: S screw size of type (two consecutive series type) is Rc1 / 4.
- Diaphragm/Valve materials**
N: NBR/FKM
- Special version**
- Power voltage**
1: AC100V 50/60Hz
2: AC200V 50/60Hz
3: AC115V 60Hz
4: AC220/240V 50Hz
E4: AC220/240V 50Hz (Cabtyre cord/3-core)

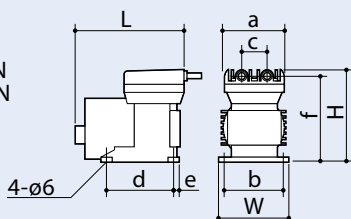
Performance curves



Dimensions in mm

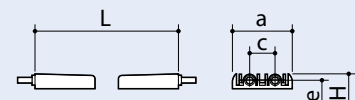
This is the dimension of the hose connection type.

APN-240NAN
APN-240MAN

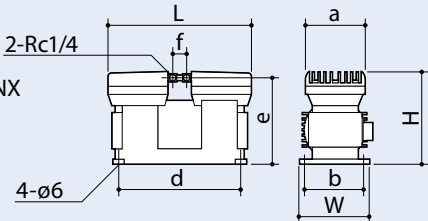


Model	W	H	L	a	b	c	d	e	f
APN-240NAN	140	(186)	(219)	122	125	48	135	(26)	(173)
APN-240MAN									

APN-P240NAN
APN-P240MAN



APN-S240MANX



Model	W	H	L	a	b	c	d	e	f
APN-P240NAN									
APN-P240MAN	140	(186)	(297)	122	125	48	(245)	(173)	—
APN-S240MANX						—			(30)

APN-450

Diaphragm type air pumps

50/60Hz

Max. flow 50/60 to 100/110 L/min

Max. vacuum 3.33 to 13.33 kPa

Max. discharge pressure 0.1 MPa

Adjustment valve of fluid, please to be installed on the suction side of the pump.



S450NSTX-1

450NATX-1

Specifications (50/60Hz)

Model	Max. flow (L/min)	Max. vacuum (kPa)	Max. discharge pressure (MPa)	Output (W)	Power consumption (W)	Rated current (A)	Rated voltage (V)
APN-450NA/S	50/60	13.33	0.1	200	295/345	3.2/3.5	AC100
APN-S450NA/S		3.33	—				
APN-P450NA/S	100/110	13.33	0.1				

Connection size IN/OUT Hose Ø12mm, Thread Rc1/4

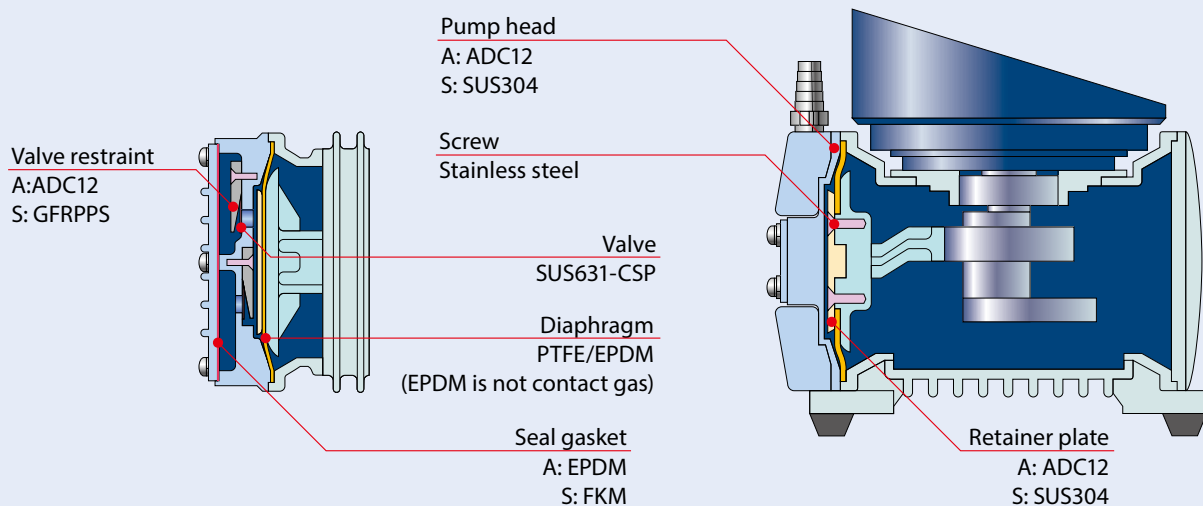
Mass 450NA: 12.0kg, 450NS: 14.2kg, S450NA: 13.0kg, S450NS: 17.4kg, P450NA: 12.8kg, S450NS: 17.1kg

Handling gas temp 0 to 40°C

Ambient temp 0 to 40°C

Minimum starting temperature 0°C

Construction and materials

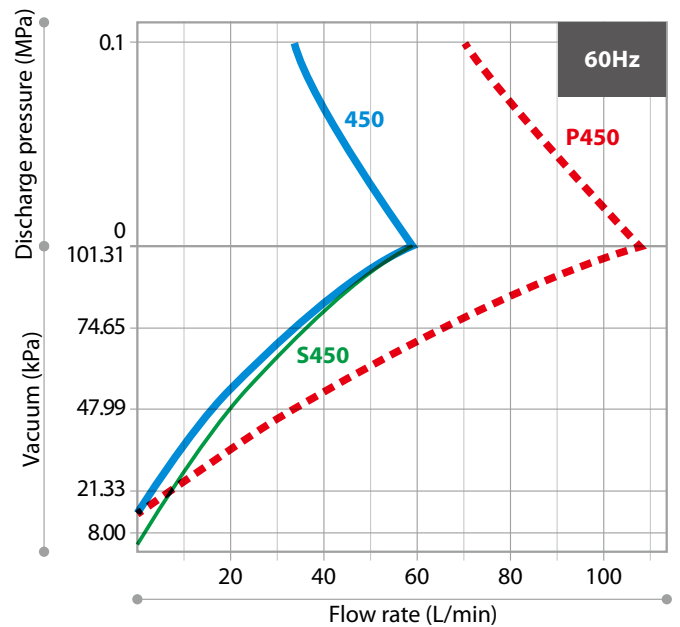
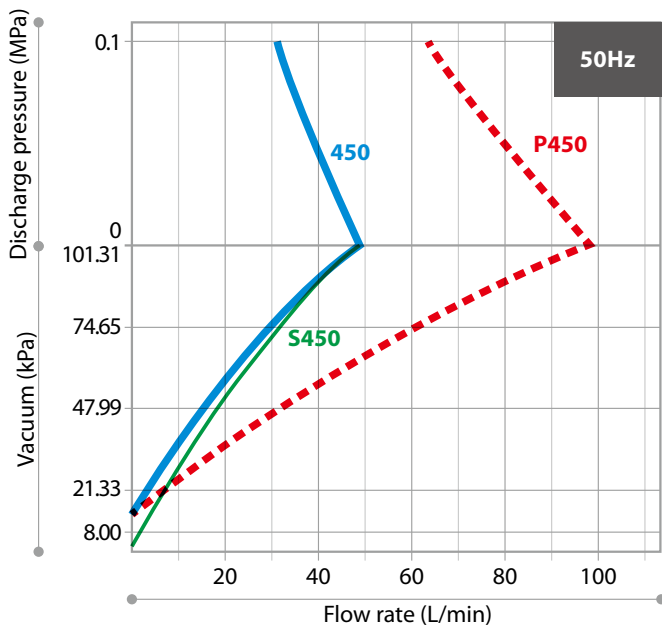


Pump identification

APN - S 450 N A T X - 1 - 01

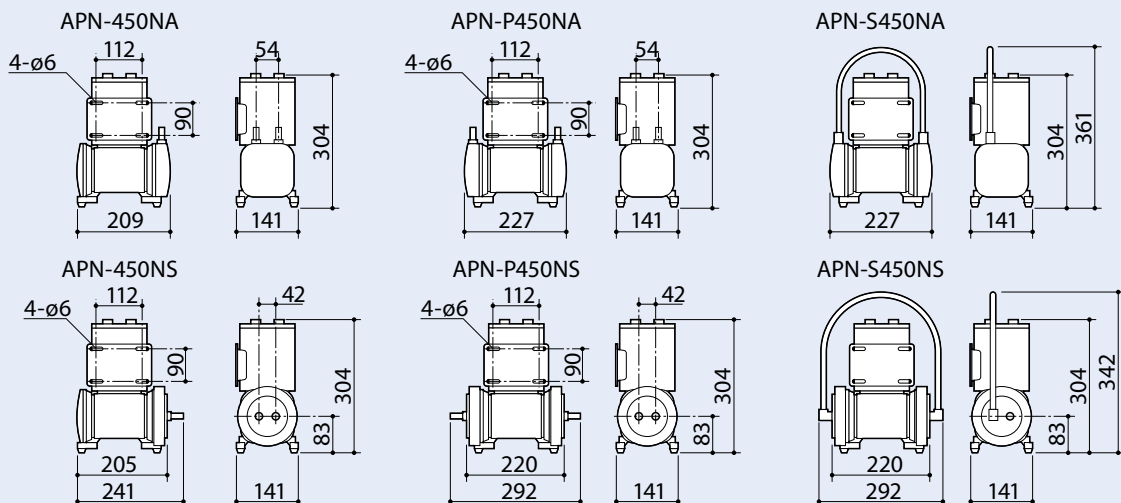
- Pump head
No symbol: Single head
P: Dual-head with parallel tubing
S: Dual-head with series tubing
- Model
450
- Intended use
N: Vacuum/Compression
- Pump head materials
A: ADC12, S: SUS304
- Diaphragm/Valve materials
T: PTFE/EPDM, SUS631-CSP
- Pump connection
No symbol: Tube (Ø12)
X: Thread (Rc1/4)
- Special version
- Power voltage
1: AC100V 50/60Hz
2: AC200V 50/60Hz
E4: AC220/240V 50Hz
(Cabtyre cord/3-core)

Performance curves



Dimensions in mm

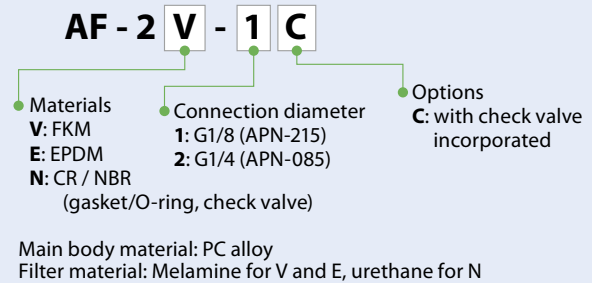
This is the dimension of the hose connection type.



Optional accessory

Filter and Muffler (APN series)

To be used as muffler when installed at discharge side and also as filter when installed at suction side. (Check valve incorporated filter is available as option)



This may not be usable for some pump types and pump head shapes. When installed, performance will be affected.

List of Available Materials

Symbol of Material	Name
GFRPP	Glass-fiber-reinforced polypropylene
GFRPPS	Glass-fiber-reinforced polyphenylene sulfide resin
GFRPA	Glass-fiber-reinforced polyamide resin
GFRPPE	Glass-fiber-reinforced polyphenyl ether resin
PTFE	Tetra-fluoroethylene resin
PCTFE	Polychlorotrifluoroethylene
FKM	Fluorocarbon rubber
EPDM	Ethylene propylene rubber
NBR	Nitrile butadiene rubber
CR	Chloroprene rubber
ADC12	Aluminum diecast
SUS304	Stainless steel 304
SUS316	Stainless steel 316
SUS631-CSP	Stainless steel (strip steel for spring)
AM350	Precipitation-hardening stainless steel (steel plates for springs)
AC2A	aluminum casting alloy

Unit of vacuum pressure

In the new Measurement Act, the following are used as the SI unit: "Pa (pascal)," "N/m² (newton per square meter)," and "bar (bar)." As well, the non-SI unit, "Torr" (Torr), is admitted for the pressure within an organism, and "mmHg" (millimeter of mercury) is admitted for blood pressure.

There are two methods of vacuum pressure notation, as below.

In the vacuum industry, absolute pressure is used. In other industries, however, gauge pressure is used in many cases. Thus, when viewing materials or catalogues, you need to check which method is used for the notation of pressure.

1. Absolute pressure by setting the absolute vacuum equal to 0 (zero)

"a" or "abs" is notated after the unit notation (often omitted).

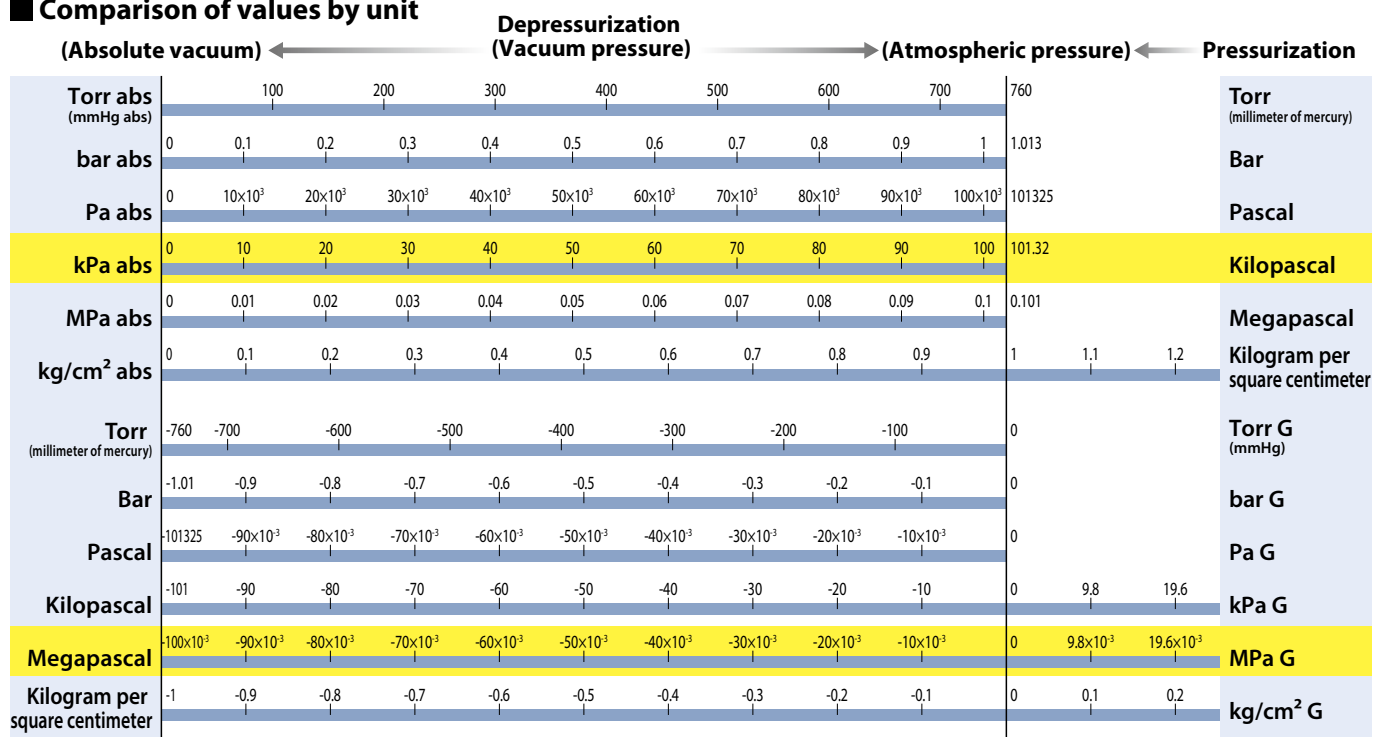
2. Gauge pressure by setting the atmospheric pressure equal to 0 (zero)

"G" or "Gauge" is notated after the unit notation (often omitted).

■ Values of atmospheric pressure by each unit of pressure

Unit	Pronunciation	Values by absolute pressure notation			Values by gauge pressure notation		
		Atmospheric pressure	Range of vacuum pressure	Absolute vacuum	Atmospheric pressure	Range of vacuum pressure	Absolute vacuum
Pa (N/m ²)	Pascal (newton per square meter)	101325	↔	0	0	↔	-101325
kPa	Kilopascal	101.3	↔	0	0	↔	-101.3
MPa	Megapascal	0.101	↔	0	0	↔	-0.101
bar	Bar	1.013	↔	0	0	↔	-1.013
mbar	Millibar	1013	↔	0	0	↔	-1013
Torr	Torr	760	↔	0	0	↔	-760
mmHg	Millimeter of mercury	760	↔	0	0	↔	-760
mmH ₂ O (Aq)	Millimeter of water (Aqua)	10342	↔	0	0	↔	-10342
atm	Atmosphere	1	↔	0	0	↔	-1
psi (lbf/in ²)	Pound-force per square inch	14.696	↔	0	0	↔	-14.696
kgf/cm ²	Kilogram-force per square centimeter	1.0332	↔	0	0	↔	-1.0332

■ Comparison of values by unit



■ Unit conversion table

	Pa (N/m ²)	Torr (mmHg)	atm	mbar	psi (bf/in ²)	kgf/cm ²	mH ₂ O
1 Pa (N/m ²)	1	7.50×10 ⁻³	9.87×10 ⁻⁶	10 ⁻²	1.45×10 ⁻⁴	1.02×10 ⁻⁵	1.02×10 ⁻⁴
1 Torr (mmHg)	133.32	1	1.316×10 ⁻³	1.33	1.93×10 ⁻²	1.359×10 ⁻³	1.36×10 ⁻²
1 atm	1.013×10 ⁵	760	1	1.013×10 ³	14.696	1.033	10.34
1 mbar	100	0.750	9.87×10 ⁻⁴	1	1.45×10 ⁻²	1.02×10 ⁻³	10.206×10 ⁻³
1 psi (bf/in ²)	6.89×10 ³	51.71	6.8×10 ⁻²	6.89	1	7.031×10 ⁻²	0.703
1 kgf/cm ²	9.8×10 ⁴	735.56	0.968	9.81×10 ²	14.223	1	10
1 mH ₂ O	9.8×10 ³	73.49	9.68×10 ⁻²	98.0	1.421	0.1	1


IWAKI CO., LTD. 6-6 Kanda-Sudacho 2-chome Chiyoda-ku Tokyo 101-8558 Japan TEL : (81)3 3254 2935 FAX : 3 3252 8892


IWAKI has global net work.
Please find your distributor location at

www.iwakupumps.jp

European Headquarter	IWAKI Europe GmbH	TEL: (49)2154 9254 0	FAX: (49)2154 9254 48	U.S.A.	IWAKI America Inc.	TEL: (1)508 429 1440	FAX: (1)508 429 1386
Germany	IWAKI Europe GmbH	TEL: (49)2154 9254 50	FAX: (49)2154 9254 55	Brazil	IWAKI Do Brasil Comercio De Bombas Hidraulicas LTDA.	TEL: (55)19 3244 5900	FAX: (55)19 3244 5900
The Netherlands (Netherlands Branch)	IWAKI Europe GmbH	TEL: (31)74 2420011	FAX: (49)2154 9254 48	China (Shanghai)	IWAKI Pumps (Shanghai) Co., Ltd.	TEL: (86)21 6272 7502	FAX: (86)21 6272 6929
Italy (Italy Branch)	IWAKI Europe GmbH	TEL: (39)0445 561219	FAX: (39)0445 569088	China (Hong Kong)	IWAKI Pumps Co., Ltd.	TEL: (852)2607 1168	FAX: (852)2607 1000
Spain (Spain Branch)	IWAKI Europe GmbH	TEL: (34)934 741 638	FAX: (34)934 741 638	China (Guangzhou)	GFTZ IWAKI Engineering & Trading Co., Ltd.	TEL: (86)20 84350603	FAX: (86)20 84359181
Poland (East Europe Branch)	IWAKI Europe GmbH	TEL: (48)12 347 0755	FAX: (48)12 347 0900	Singapore	IWAKI Singapore Pte Ltd.	TEL: (65)6316 2028	FAX: (65)6316 3221
Denmark	IWAKI Nordic A/S	TEL: (45)48 242345		Indonesia (Indonesia Office)	IWAKI Singapore Pte Ltd.	TEL: (62)21 6906606	FAX: (62) 21 6906612
Finland	IWAKI Suomi Oy	TEL: (358)10 201 0490		Malaysia	IWAKim SDN. BHD.	TEL: (60)3 7803 8807	FAX: (60)3 7803 4800
Norway	IWAKI Norge AS	TEL: (47)23 38 49 00		Korea	IWAKI Korea Co.,Ltd.	TEL: (82)2 6238 4800	FAX: (82)2 6238 4801
Sweden	IWAKI Sverige AB	TEL: (46)8 511 72900		Taiwan	IWAKI Pumps Taiwan Co., Ltd.	TEL: (886)2 8227 6900	FAX: (886)2 8227 6818
Belgium	IWAKI Belgium N.V.	TEL: (32)13 670200	FAX: (32)13 672030	Thailand	IWAKI (Thailand) Co.,Ltd.	TEL: (66)2 322 2471	FAX: (66)2 322 2477
France	IWAKI France S.A.	TEL: (33)1 69 63 33 70	FAX: (33)1 64 49 92 73	Australia	IWAKI Pumps Australia Pty Ltd.	TEL: (61)2 9899 2411	FAX: (61)2 9899 2421

() Country codes

 **Caution for safety use:**
Before use of pump, read instruction manual carefully to use the product correctly. Actual pumps may differ from the photos. Specifications and dimensions are subject to change without prior notice. For further details please contact us.

 **Legal attention related to export.** Our products and/or parts of products fall in the category of goods contained in control list of international regime for export control. Please be reminded that export license could be required when products are exported due to export control regulations of countries. The posting and copying from this catalogue without permission is not accepted firmly.